

Pos. Nr.	Text	Art.-Nr.	Preis-gruppe
1	Motor <i>Motor</i>	85111	57
2	Stromabnehmer <i>Pantograph</i>	85329	39
3	Schraube M 2 x 5 <i>Screw M 2 x 5</i>	85715	2
4	Schraube M 2,2 x 9,5 <i>Screw M 2,2 x 9,5</i>	85808	2
5	Kardanschale kurz <i>Cardan bearing</i>	87129	3
6	Gelenkwelle <i>Cardan shaft</i>	87138	4
7	Platine komplett 2 <i>Printed circuit assembly 2</i>	87833	39
8	Platine komplett 1 <i>Printed circuit assembly 1</i>	87834	40
9	Lokpfeife <i>Loco whistle</i>	88002	6
10	Diode <i>Diode</i>	89898	8
11	Brückenstecker <i>Connector</i>	100644	7
12	Distanzplättchen <i>Spacer</i>	106116	2
13	Motorschale <i>Motor bearing</i>	106706	3
14	Lampen Flexplatine <i>Bulb printed</i>	106707	26
15	Gehäuse 1 komplett Betr. Nr. 11 852 <i>Body 1 assembly Betr. No. 11 852</i>	106713	60
16	Gehäuse 2 komplett Betr. Nr. 11 852 <i>Body 2 assembly Betr. No. 11 852</i>	106714	58
17	Drahtlampe <i>Light bulb</i>	106755	10
18	Fensterlichtleitstabsatz <i>Glazing light set</i>	106934	18
19	Führerstand <i>Drivers cab</i>	106935	6
20	Isolatorsatz <i>Insulator set</i>	106936	18
21	Puffer gewölbt <i>Buffer vaulted</i>	106937	3
22	Puffer flach <i>Buffer flat</i>	106938	3
23	Leitungssatz <i>Wire set</i>	106939	10
24	Dachleitung 6 lackiert <i>Roof wire 6</i>	106940	6
25	Oberleitungskontakt <i>Overhead supply contact</i>	106941	6
26	Griff-Scheibenwischersatz <i>Set of windscreen wiper</i>	106942	10
27	Griffstange <i>Handrail</i>	106943	3
28	Leitung 4 <i>Wire 4</i>	106944	2
29	Dachleitung 5 <i>Roof wire 5</i>	106945	6
30	Abdeckung <i>Cover</i>	106984	2
31	E-Lokführer <i>Loco driver</i>	89732	5

43770
43850



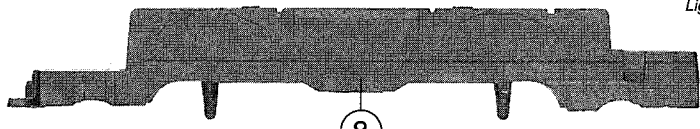
Ersatzteilliste
Replacement Parts

Pos. Nr.	Text	Art.-Nr.	Preisgruppe
1	Schraube M 2 x 5 Screw M 2 x 5	85715	2
2	Vorlaufgestellschraube Screw	85724	3
3	Schnecke Worm	86704	5
4	Zugfeder Spring	86208	2
5	Kardankugel Cardan ball	87153	2
6	Vorlaufgestellfeder Pilot frame contact	86241	3
7	Universalkupplung Universal coupling	89282	5
8	Grundrahmen Frame	106703	30
9	Teilesatz Part set	106704	20
10	Zylindersatz Cylinder set	106705	7
11	Universal Verbindungskontakt Universal	106708	8
12	Drehgestell komplett 1 Bogie assembly 1	106709	57
13	Drehgestell komplett 2 Bogie assembly 2	106710	57
14	Drehgestell komplett 3 Bogie assembly 3	106711	57
15	Schneckensatz Worm set	106712	24
16	Getriebe komplett Gear assembly	106715	40
17	Getriebeboden Gear bottom	106716	6
18	Vorlaufgestellsatz Pilot frame set	106717	10
19	Kontakthalter komplett kurz Contact strip assembly	106718	10
20	Bremsbacken vorne Brake shoes	106719	4
21	Schienenräumer Snow plough	106720	4
22	Radsatz ohne Haftring Wheelset without traction	106723	18
23	Radsatz mit 2 Haftringen Wheelset with 2 traction	106724	20
24	Laufbandsatz Wheelset	106725	16
25	Vorlaufgestell Pilot frame	106726	5
26	Indusi Indusi	106932	4
27	Bremsbacken mitte Brake shoes middle	106933	4
28	Zurüstbeutel Bag with accessories	106946	26
29	Kupplungsdeichsel Coupling shaft	106947	5
30	Kontakthalter komplett lang Contact strip long	106948	10
31	Schneckendeckel Worm cover	106985	4
32	Verbindungszone 17,5 Connector 17,5	106986	2
33	Lichtabdeckung Light cover	106987	4
34	Schleifer Collector	40003	-
35	Schraube M 1,6 x 6 Screw M 1,6 x 6	85811	2
36	Drehgestell 1 Bogie assembly 1	106737	57
37	Drehgestell 2 Bogie assembly 2	106738	57
38	Drehgestell 3 Bogie assembly 3	106739	57
39	Drehgestell mit Schleifer Bogie assembly with collector	106740	59
40	Radsatz mit 2 Haftringen Wheelset with 2 traction	106741	20
41	Laufbandsatz Wheelset	106742	16
42	Getriebeboden für Drehgestell mit Schleifer Gear bottom für bogie assembly with collector	106743	7
43	Radsatz ohne Haftring Wheelset without traction	106744	18

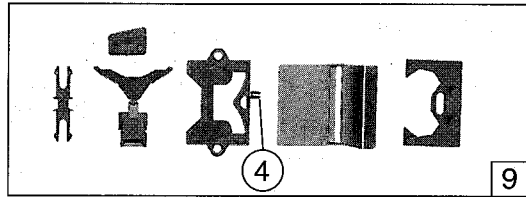


11

33 o. Abb. / no ill.
Lichtabdeckung
Light cover

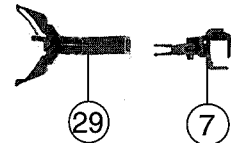


8



4

9




29

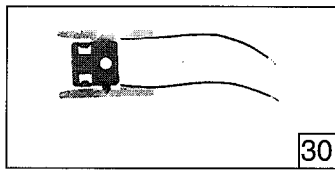
7



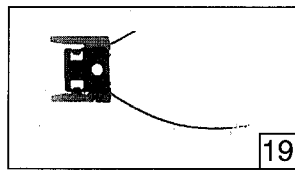
1



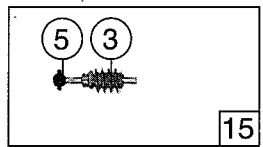
31



30



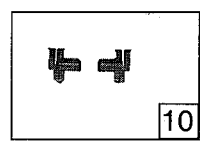
19



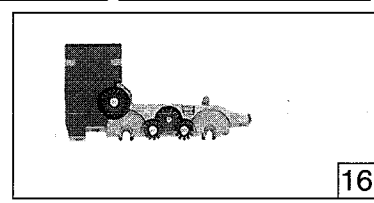
5

3

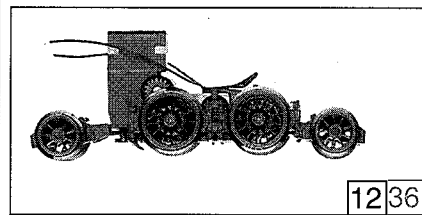
15



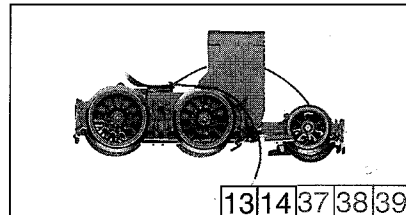
10



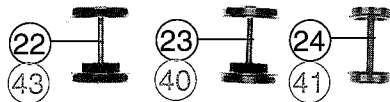
16



12 36



13 14 37 38 39



22

23

24


43

40

41



6



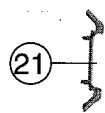
25

18

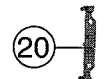


17

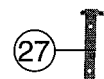
42



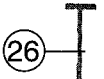
21



20



27



26



34

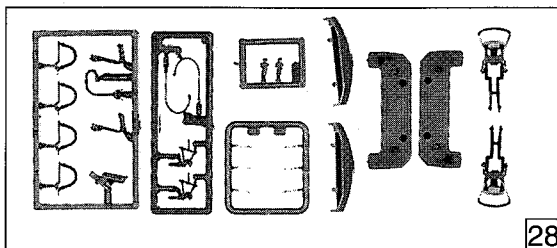


2



35

32 o. Abb. / no ill.
Verbindungszone 17,5
Connector 17,5



28